

Utilisation du Cloud académique par les enseignants de Nouvelle Calédonie

accès au cloud

- <https://cloud.ac-noumea.nc>

entification



Identifiants académiques

 Nom d'utilisateur

← ex rdupont

 Mot de passe

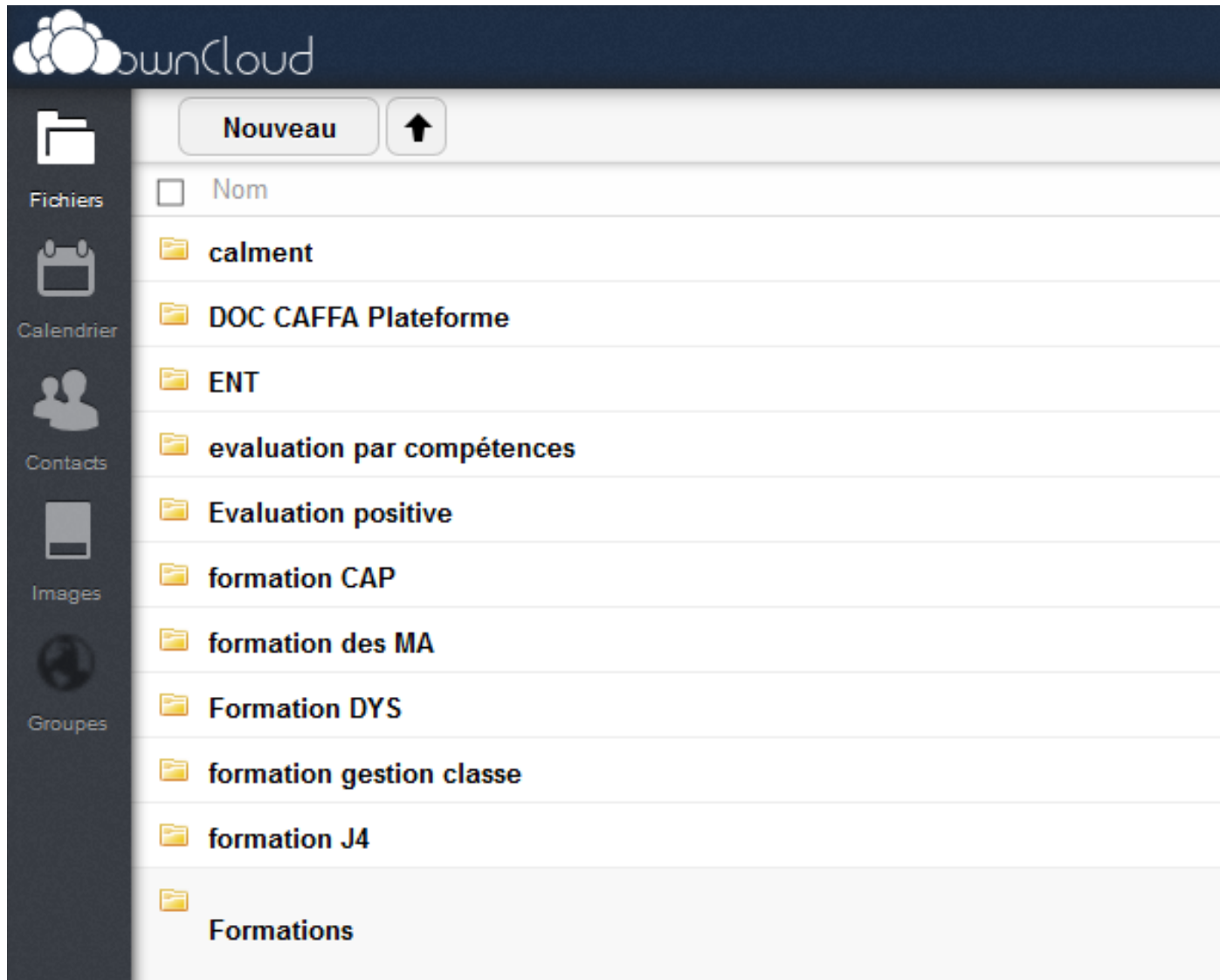
← Mot de passe de la messagerie académique

se souvenir de moi

Connexion

ownCloud – services web sous votre contrôle

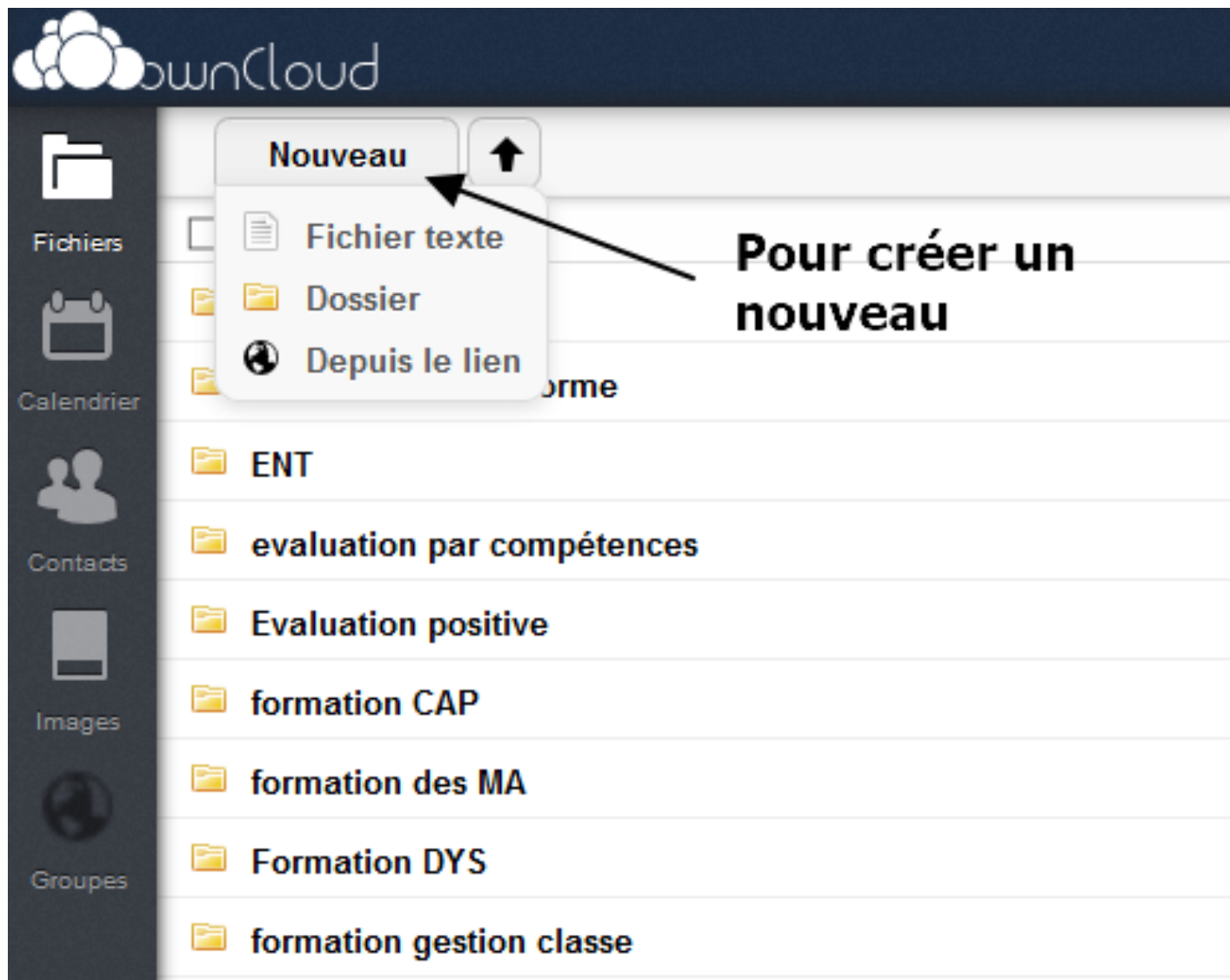
es dossiers



The screenshot shows the OwnCloud web interface. At the top left is the OwnCloud logo. Below it is a dark sidebar with navigation icons for 'Fichiers', 'Calendrier', 'Contacts', 'Images', and 'Groupes'. The main area has a 'Nouveau' button and an upload arrow icon. Below that is a table with a 'Nom' header and a list of folders.

| <input type="checkbox"/> | Nom |
|--------------------------|----------------------------|
| <input type="checkbox"/> | calment |
| <input type="checkbox"/> | DOC CAFFA Plateforme |
| <input type="checkbox"/> | ENT |
| <input type="checkbox"/> | evaluation par compétences |
| <input type="checkbox"/> | Evaluation positive |
| <input type="checkbox"/> | formation CAP |
| <input type="checkbox"/> | formation des MA |
| <input type="checkbox"/> | Formation DYS |
| <input type="checkbox"/> | formation gestion classe |
| <input type="checkbox"/> | formation J4 |
| <input type="checkbox"/> | Formations |

Création de dossier

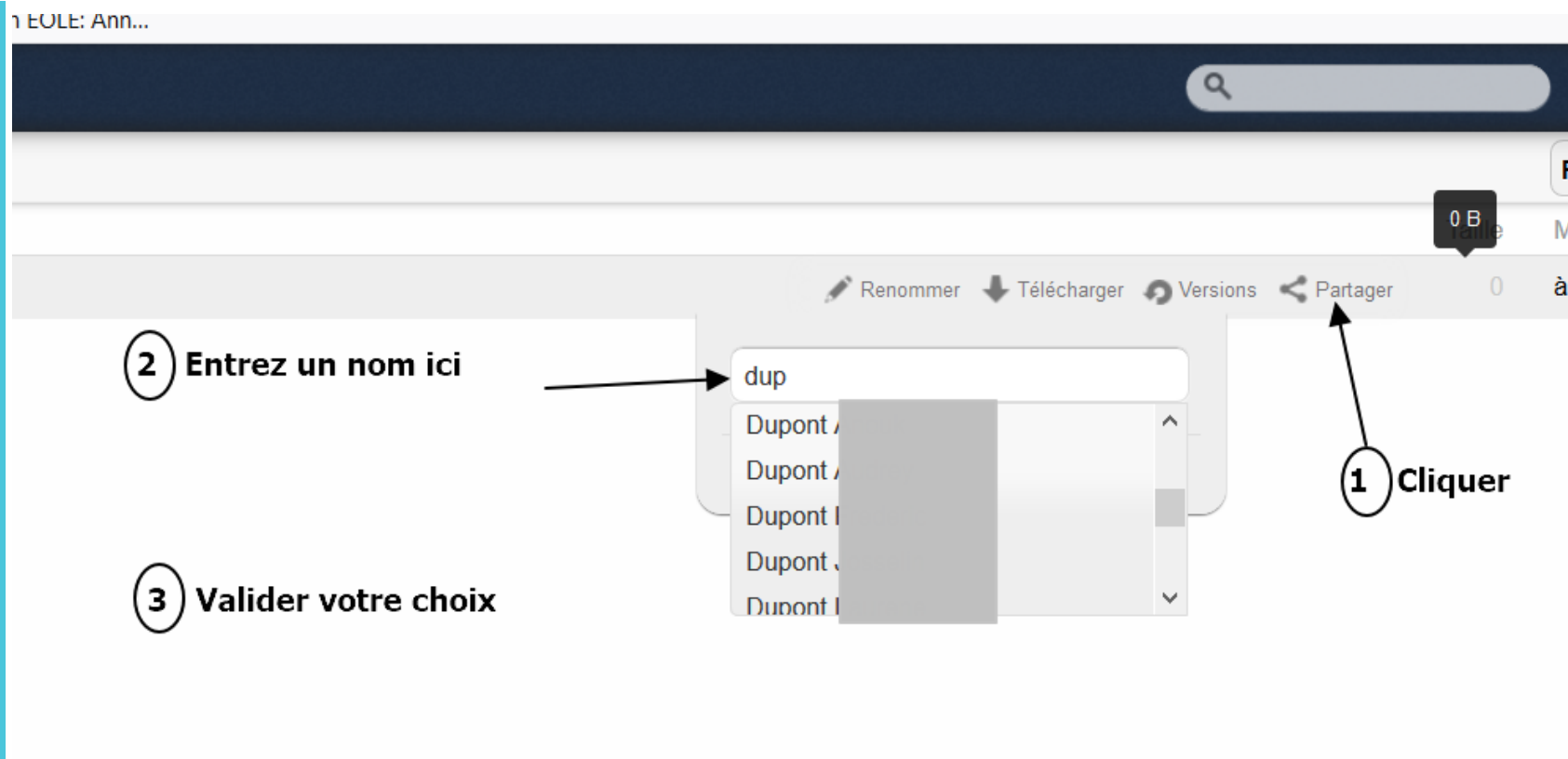


Création d'une ressource

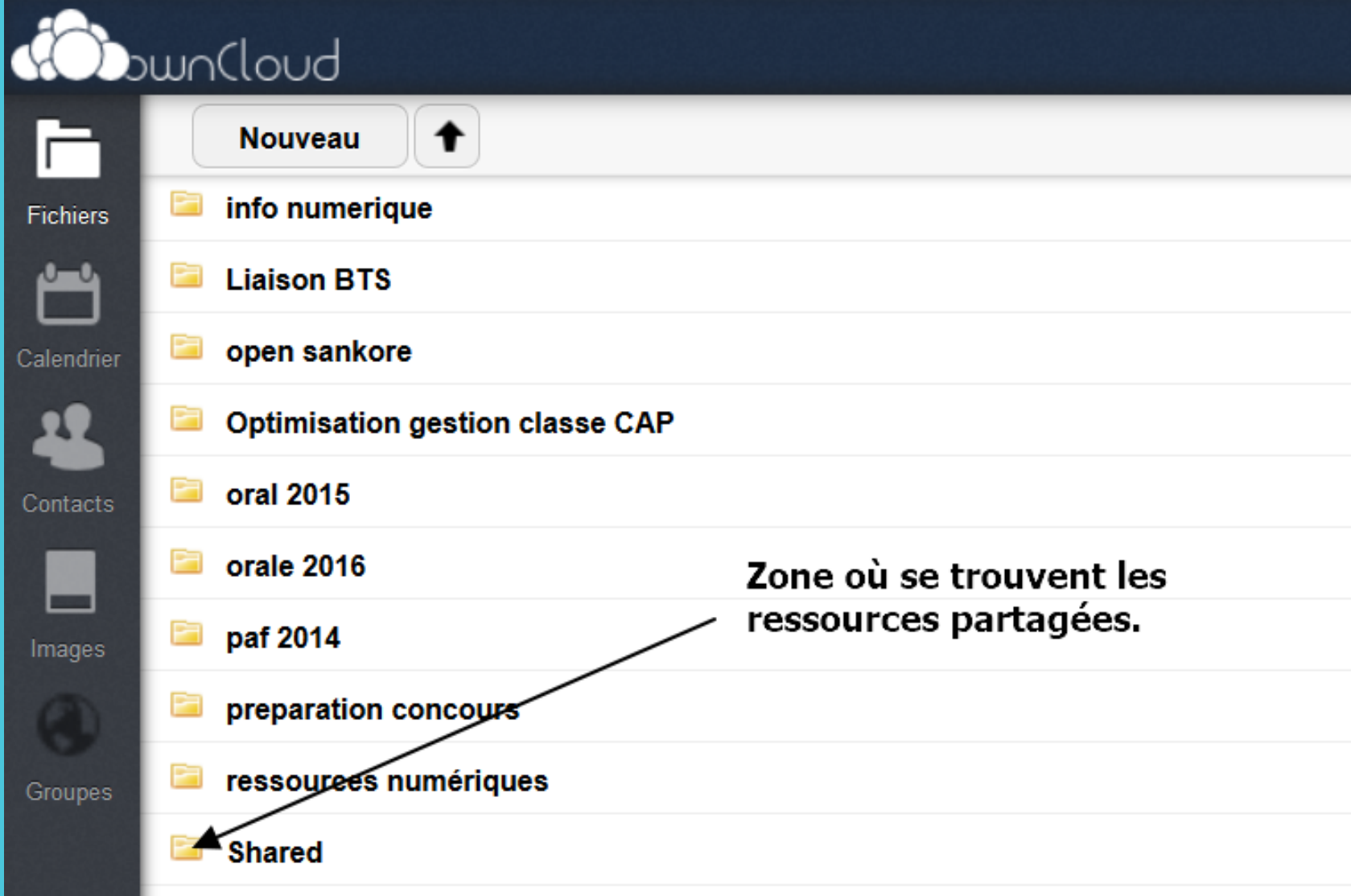
The image shows a cloud storage interface at the top and a Windows File Explorer window below it. The cloud interface has a 'Nouveau' button with an upward arrow, circled with '1' and labeled 'Cliquer ici'. The File Explorer window is titled 'Envoi du fichier' and shows the 'Windows (C:)' drive. A folder named 'Oracle' is selected, circled with '2' and labeled 'Selectionner la ressource ici'. At the bottom of the File Explorer, the 'Nom du fichier' field is empty, circled with '3' and labeled 'Valider'. The 'Oracle' folder in the File Explorer contains the following files:

| Nom | Modifié le |
|-------------------|------------------|
| \$GetCurrent | 18/02/2020 10:10 |
| .oracle_jre_usage | 18/02/2020 14:38 |
| AMD | 31/07/2018 17:19 |
| BIOS | 23/08/2018 14:43 |
| EduPython | 19/02/2020 06:46 |
| Intel | 17/08/2017 05:42 |
| Macromedia | 18/02/2020 14:37 |
| MSOCache | 18/02/2020 12:13 |
| Oracle | 18/02/2020 14:38 |
| PerfLogs | 19/03/2019 15:52 |
| ProgramData | 19/03/2020 15:38 |
| Programmes | 24/02/2020 10:58 |

Partager une ressource avec un collègue



Récupérer une
ressource
partagée.



The image shows the OwnCloud web interface. At the top left is the OwnCloud logo. Below it is a dark sidebar with navigation icons and labels: Fichiers, Calendrier, Contacts, Images, and Groupes. The main area has a 'Nouveau' button with an upload icon. Below this is a list of folders:

- info numerique
- Liaison BTS
- open sankore
- Optimisation gestion classe CAP
- oral 2015
- orale 2016
- paf 2014
- preparation concours
- ressources numeriques
- Shared

An arrow points from the text 'Zone où se trouvent les ressources partagées.' to the 'Shared' folder in the list.